



PACKTALK OUTDOOR

POCKET GUIDE

EN/FR/SP

SOUND BY






cardo[®]

CONNECT

APP



Cardo Connect App

1-2

Getting Started | Démarrage | Guía de Inicio

3

Cardo Connect App

4

General | Fonctions Générales | General

5

Music | Musique | Música

6

Phone Call | Appel Téléphonique | Llamada Telefónica

7

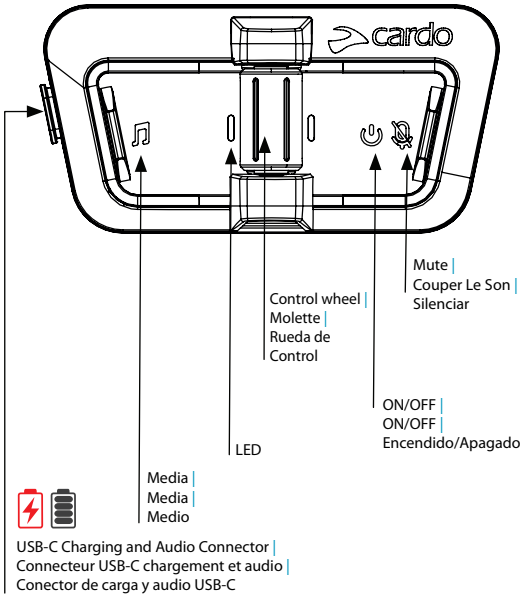
DMC Intercom | Intercom DMC | Intercomunicador DMC

8

Reset | Réinitialiser | Reiniciar

9-11

Voice Commands - Always On! | Commandes vocales - Toujours Activé ! |
Comandos de Voz: ¡Siempre Activos!

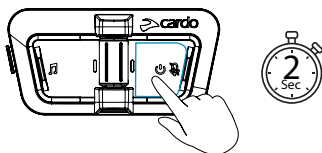


Press & Hold |
Appuyez & Maintenez |
Mantener Pulsado el Botón

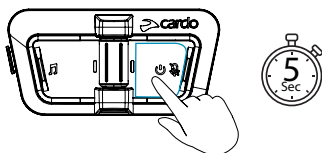



Number of Taps |
Nombre de Clics |
Número de Pulsaciones

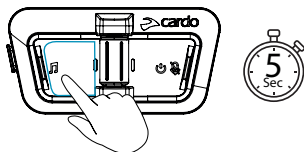
 On | On | Encender



 Off | Off | Apagar




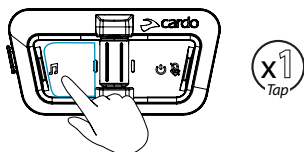
 Phone Pairing | Appairage au Téléphone | Vincular Teléfono



LED Red & Blue | LED Rouge & Bleu | Ledes en Rojo y Azul



 Stop Phone Pairing | Arrêter L'appairage du Téléphone |
Detener el Emparejamiento del Teléfono





Cardo Connect App



Download | Télécharger | Descargar



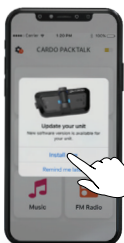
Register | S'enregistrer | Registrar




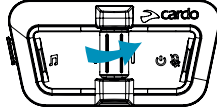
Choose Language | Choisir Langue | Seleccionar Idioma



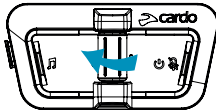
Update Software | Actualisation du Logiciel | Actualizar Software



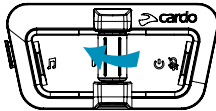
 Volume Up | Augmenter le Volume | Subir Volumen



 Volume Down | Baisser le Volume | Bajar Volumen

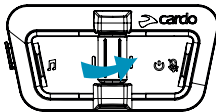


 Mute Audio | Couper L'audio | Silenciar Audio



*Fast Roll
Roulement rapide
Rollo rápido*

 Unmute Audio | Réactiver L'audio | Activar Micrófono



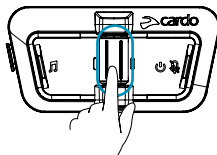
 Voice Assistant | Assistant Vocal | Asistente de Voz



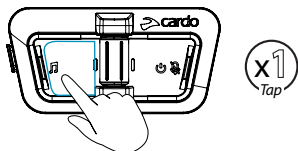
Siri



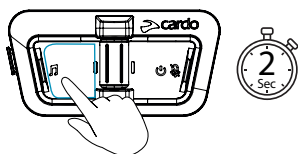
Google
Assistant



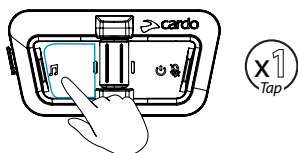
▶ On | On | Encender



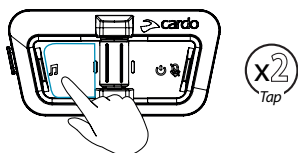
|| Off | Off | Apagar



▶ Next | Suivant | Siguiente

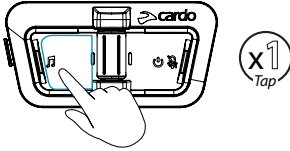


◀ Previous | Précédent | Anterior

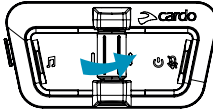


Phone Call | Appel Téléphonique | Llamada Telefónica

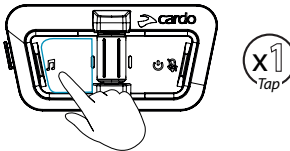
 Answer | Répondre | Contestar



 Ignore | Ignorer | Ignorar


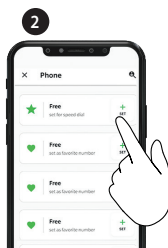
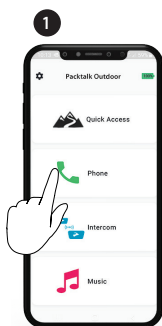


 End Call | Raccrocher | Finalizar Llamada

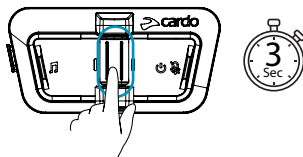



★ Speed Dial | Numérotation Rapide | Marcación Rápida

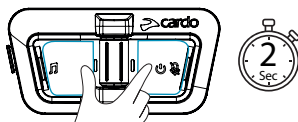
Set Number |
Composer numéro |
Seleccionar número



☎ Call Speed Dial | Appel numérotation rapide | Marcación rápida



 Grouping | Regroupement | Agrupar



LED Red & Green | LED Rouge & Vert | LED Rojo y Verde

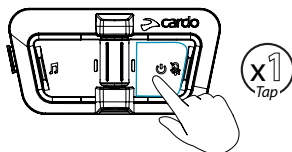


Grouping Success | Regroupement Réussi | Agrupado Correctamente

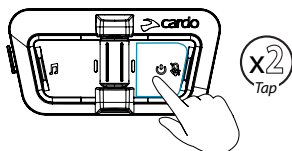
LED Purple | LED Violet | LED Púrpura



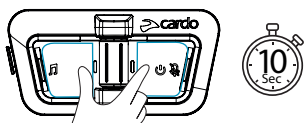
 Mute / Unmute Microphone | Activer / Désactiver Le Micro | Silenciar / Activar Micrófono




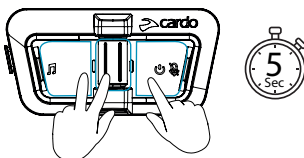
 DMC Intercom OFF/ON | Interphone DMC OFF/ON | Intercom DMC OFF/ON



 Reboot | Redémarrer | Reiniciar



 Factory Reset | Réinitialisation des Paramètres D'usine |
Restablecer Valores de Fábrica



E English



- **Answer**
- **Ignore**
- "Hey Cardo, **speed dial**"
- "Hey Cardo, **redial number**"



- "Hey Cardo, **music on**"
- "Hey Cardo, **music off**"
- "Hey Cardo, **next track**"
- "Hey Cardo, **previous track**"



- "**Hey Siri**"
- "**OK Google**"
- "**Hey Google**"



- "Hey Cardo, **volume up**"
- "Hey Cardo, **volume down**"
- "Hey Cardo, **mute audio**"
- "Hey Cardo, **unmute audio**"
- "Hey Cardo, **mute microphone**"
- "Hey Cardo, **unmute microphone**"



- "Hey Cardo, **battery status**"

F Français



- **Réponds**
- **Ignore**
- "Hey Cardo, **numéro favori**"
- "Hey Cardo, **rappelle le numéro**"



- "Hey Cardo, **allume la musique**"
- "Hey Cardo, **éteins la musique**"
- "Hey Cardo, **morceau suivant**"
- "Hey Cardo, **morceau précédent**"



- "**Hey Siri**"
- "**OK Google**"
- "**Hey Google**"



- "Hey Cardo, **augmente le volume**"
- "Hey Cardo, **baisse le volume**"
- "Hey Cardo, **coupe le son**"
- "Hey Cardo, **active le son**"
- "Hey Cardo, **coupe le micro**"
- "Hey Cardo, **active le micro**"



- "Hey Cardo, **niveau de batterie**"

S Español



- **Contestar**
- **Ignorar**
- "Hey Cardo, **marcación rápida**"
- "Hey Cardo, **remarcar número**"



- "Hey Cardo, **enciende la música**"
- "Hey Cardo, **apaga la música**"
- "Hey Cardo, **pista siguiente**"
- "Hey Cardo, **pista anterior**"



- **"Hey Siri"**
- **"OK Google"**
- **"Hey Google"**



- "Hey Cardo, **sube el volumen**"
- "Hey Cardo, **baja el volumen**"
- "Hey Cardo, **silenciar el audio**"
- "Hey Cardo, **reactivar el audio**"
- "Hey Cardo, **silenciar el micrófono**"
- "Hey Cardo, **reactivar el micrófono**"



- "Hey Cardo, **nivel de la batería**"



cardosystems.com/outdoor



Follow Cardo Outdoor



Cardo Connect
App

cardosystems.com/update
cardosystems.com/support



Measurements

booklet close

90mm

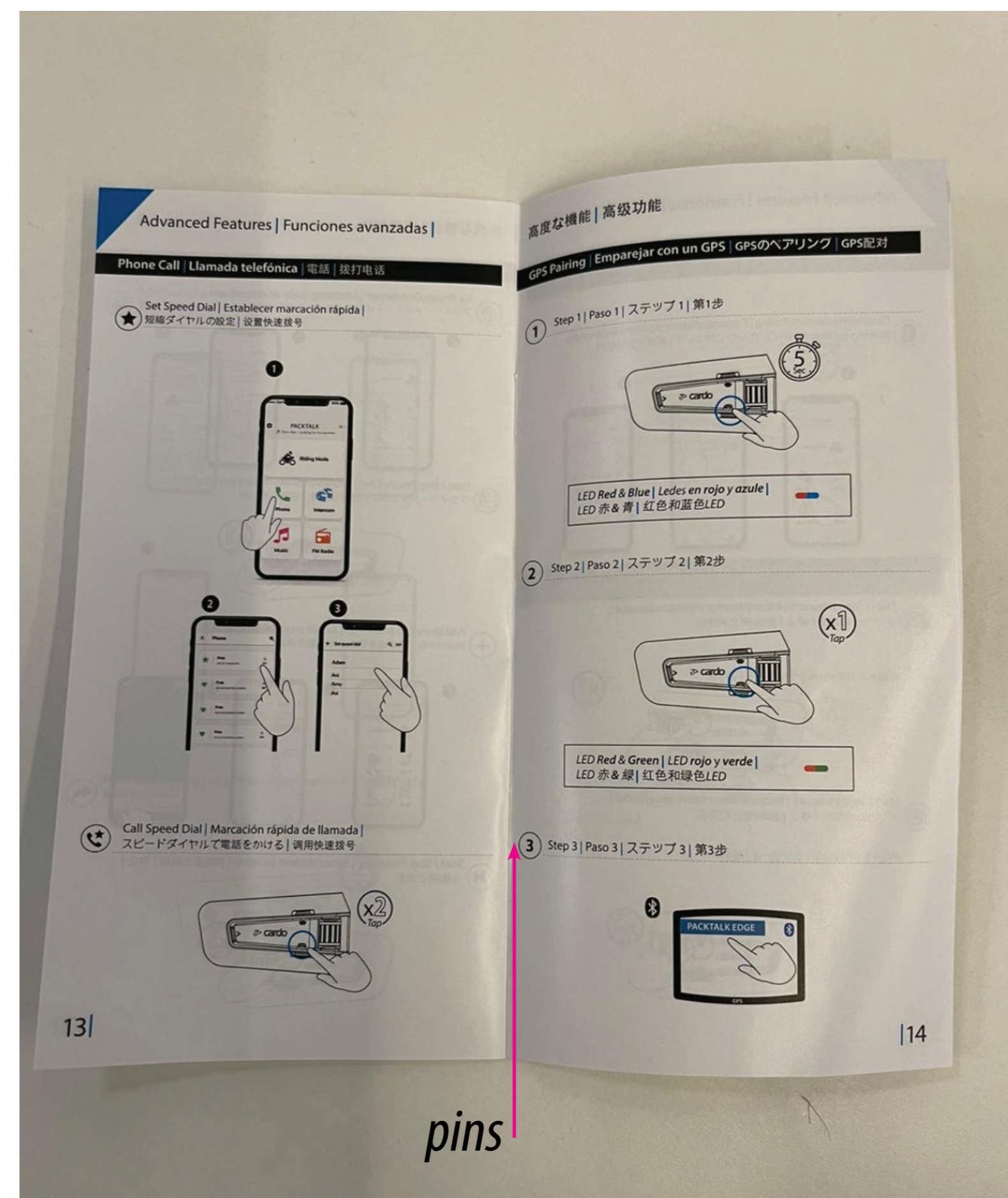
180mm



180mm

booklet open

180mm





TYPE APPROVAL			
P/N	MAN00633		
DESCRIPTION	POCKET GUIDE		
FILE NAME	MAN00633 OUTDOOR CONSUMER STANDARD POCKET GUIDE IN EN/FR/SP_A06		
LANGUAGE	EN/FR/SP		
PRODUCT TYPE	MANUAL		
MATERIAL	P2 C4+4 105-115gr glossy art paper folded - Booklet with pins		
PRINTING PROCESS	COLOR: CMYK		
SECONDARY PROCESS	 		
ATTACHED FILES	1. GRAPHIC FILE - PDF		
MEASUREMENT	OPEN :180mm*180mm , CLOSE: 90mm -180mm		
CLIENTS/ DISTRIBUTOR	 		
SPECIAL REQUIREMENT	 		
REVISION	DESCRIPTION	DATE	NAME
A06	ECO	05.09.2022	Almog

Rev	Change Description	Date	Approved by
A01	DRAFT	09.01.2022	Guy
A02	DVT		DANNA
A03	PVT	30.05.2022	DANNA
A04	change some tapping & text	11.07.2022	Almog
A05	Replace Mute/Unmute Inercom with Intercom ON/OFF	03.08.2022	Almog
A06	change tapping on factory reset + change cardo connect page + add usb charger on sketch	06.10.2022	Almog