

K-FUTURE YKS HANDGUARDS PARAMANI K-FUTURE YKS

COD. 500007894 REV.1

ACERBIS PARTS



A - (2 pcs.)



B - (1 pcs.)



C - (1 pcs.)

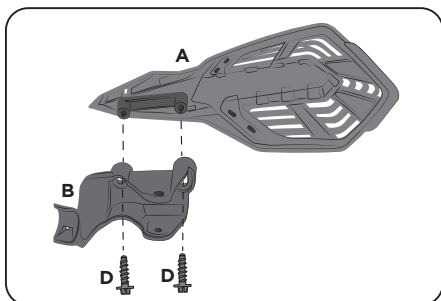


D - (4 pcs.)



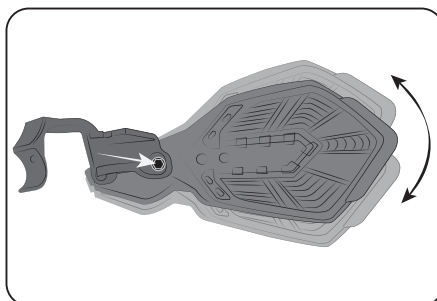
O - (2 pcs.)

*	SCREW CLUTCH VITE FRIZIONE E	SCREW BRAKE VITE FRENO F	BUSHING CLUTCH BOCCOLA FRIZIONE G	BUSHING BRAKE BOCCOLA FRENO H	WASHER CLUTCH RONDELLA FRIZIONE I	WASHER BRAKE RONDELLA FRENO L	NUT CLUTCH DADO FRIZIONE M	NUT BRAKE DADO FRENO N
YAMAHA	 M6X35	 M6X40	 7,3X18	 8X21	 D6	 D6	 M6	 M6
KAWASAKI	 M6X35	 M6X40	 7,3X18	 8X21	 D6	 D6	 M6	 M6
SUZUKI	 M5X35	 M6X40	 7X16	 8X21	 D5	 D6	 M5	 M6



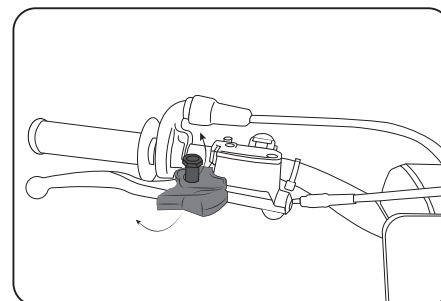
1 - Fix the right cover (A) to the brackets (B) using the screws (D).

1 - Fissare la cover destra (A) al bracciale (B) attraverso le viti (D).



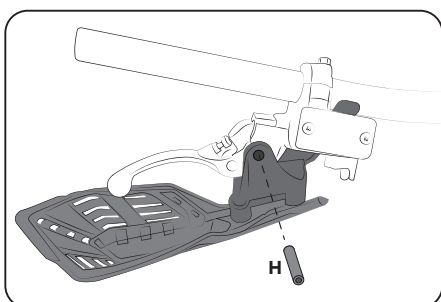
- Ability to adjust the inclination using the screw shown in the figure.

- Possibilità di regolare l'inclinazione tramite la vite indicata in figura.



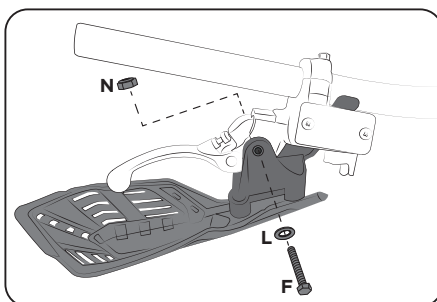
2 - Remove the rubber protections and the original screws.

2 - Rimuovere le protezioni in gomma e le viti originali.



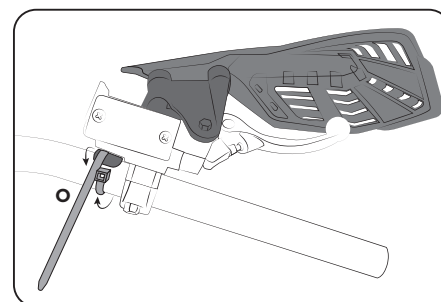
3 - Fix the handguard to the handlebar and insert the bushing (H*).

3 - Fissare il paramano sul manubrio e inserire la boccola (H*).



4 - Fix the handguard using screw (F*), washer (L*) and nut (N*).

4 - Fissare il paramano tramite vite (F*), rondella (L*) e dado (N*).



5 - Finally, attach the bracelet to the handlebar with the clamp (O). Repeat with the left handguard.

5 - Infine fissare il bracciale al manubrio con la fascetta (O). Ripetere con il paramano sinistro.

WARNING!

Follow mounting instruction exactly. Ensure that the mounting is secure before riding. These handguards will not prevent injury in the event of a crash. They are designed to protect the hands from cold weather. Be sure that you follow the instruction for installing the handguards. Do not ride with a broken tie wrap. Check to be sure the throttle and other controls are free every time you ride. Failure to heed instruction and this warning could lead to interference with the controls, loss of control of the motorcycle, and an accident.