

RST MENS SUITS SIZE CHART (INCHES)

UK SIZE	38	40	42	44	46	48	50	52	54	56
EU SIZE	48	50	52	54	56	58	60	62	64	66
INTERNATIONAL SIZE	XS	S	M	L	XL	XXL	3XL	4XL	5XL	6XL
A. CHEST	38	40	42	44	46	48	50	52	54	56

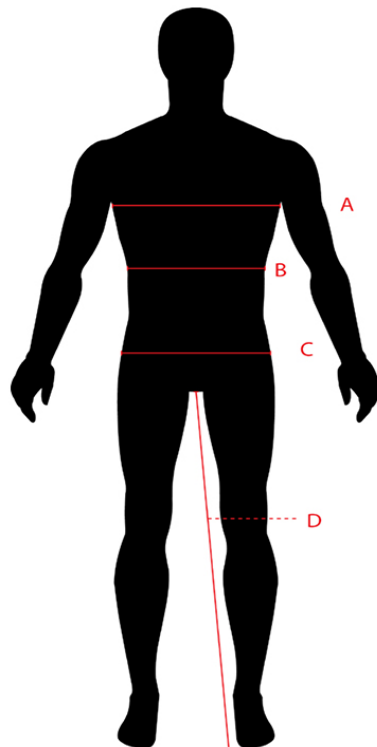
RST MENS SUITS SIZE CHART (CM)

UK SIZE	38	40	42	44	46	48	50	52	54	54
EU SIZE	48	50	52	54	56	58	60	62	64	64
INTERNATIONAL SIZE	XS	S	M	L	XL	XXL	3XL	4XL	5XL	6XL
A. CHEST	96.5	101.5	107	112	117	122	127	132	137	142

HOW TO MEASURE

A. CHEST	MEASURE AROUND THE FULLEST PART UNDER THE ARMPITS
B. WAIST	MEASURE AROUND THE NATURAL WAIST LINE, IN LINE WITH THE NAVEL
C. HIP	MEASURE AROUND THE FULLEST PART OF HIPS, APPROX 20CM BELOW WAISTLINE
D. INSEAM	MEASURE FROM CROTCH TO BOTTOM OF YOUR LEG

DISCLAIMER:	PLEASE NOTE THIS CHART IS A GUIDE ONLY. FOR SPECIFIC PRODUCT MEASUREMENTS PLEASE CONTACT YOUR LOCAL RST STOCKIST
-------------	---



RST MENS TOURING APPAREL SIZE CHART (INCHES)

UK SIZE	38	40	42	44	46	48	50	52	54
EU SIZE	48	50	52	54	56	58	60	62	64
INTERNATIONAL SIZE	XS	S	M	L	XL	XXL	3XL	4XL	5XL

UK PANT SIZE	28	30	32	34	36	38	40	42	44	46
EU PANT SIZE	48	50	52	54	56	58	60	62	66	68

A. CHEST	N/A	46-47	49-50	51-52	53-54	56-57	59-59	60-61	63-64
B. WAIST	N/A	35-37	37-39	39-42	42-44	44-46	46-48	48-49	49-51
C. HIP	N/A	42-44	44-46	46-47	47-49	49-50	50-52	52-54	53-55
D. INSEAM	N/A	30-31	30-31	32-34	32-34	32-34	32-34	32-34	31-33

RST MENS TOURING APPAREL SIZE CHART (CM)

UK SIZE	38	40	42	44	46	48	50	52	54
EU SIZE	48	50	52	54	56	58	60	62	64
INTERNATIONAL SIZE	XS	S	M	L	XL	XXL	3XL	4XL	5XL
US SIZE	38	40	42	44	46	48	50	52	54

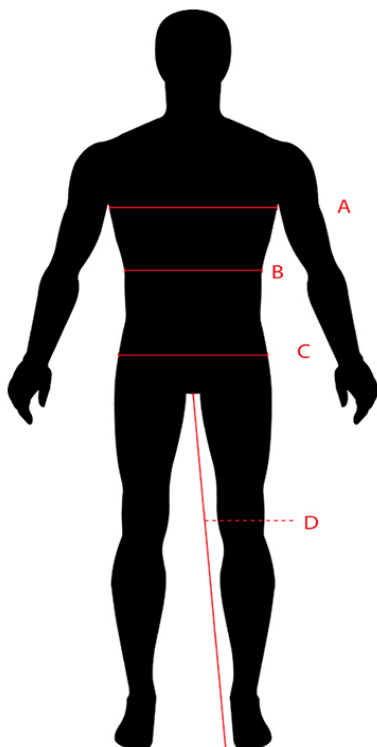
UK PANT SIZE	28	30	32	34	36	38	40	42	44	46
EU PANT SIZE	48	50	52	54	56	58	60	62	66	68

A. CHEST	N/A	118-120	124-126	130-132	136-138	142-144	148-150	154-156	160-162
B. WAIST	N/A	90-94	94-100	100-106	106-113	113-117	118-121	121-125	126-129
C. HIP	N/A	108-112	112-116	116-120	120-124	124-128	128-132	132-136	136-140
D. INSEAM	N/A	77-79	77-79	79-83	79-83	79-83	79-83	79-83	79-83

HOW TO MEASURE

A. CHEST	MEASURE AROUND THE FULLEST PART UNDER THE ARMPITS
B. WAIST	MEASURE AROUND THE NATURAL WAIST LINE, IN LINE WITH THE NAVEL
C. HIP	MEASURE AROUND THE FULLEST PART OF HIPS, APPROX 20CM BELOW WAISTLINE
D. INSEAM	MEASURE FROM CROTCH TO BOTTOM OF YOUR LEG

DISCLAIMER:	PLEASE NOTE THIS CHART IS A GUIDE ONLY. FOR SPECIFIC PRODUCT MEASUREMENTS PLEASE CONTACT YOUR LOCAL RST STOCKIST
-------------	---



RST MENS SPORT APPAREL SIZE CHART (INCHES)

UK SIZE	38	40	42	44	46	48	50	52	54	
EU SIZE	48	50	52	54	56	58	60	62	64	
INTERNATIONAL SIZE	XS	S	M	L	XL	XXL	3XL	4XL	5XL	
UK PANT SIZE	28	30	32	34	36	38	40	42	44	46
EU PANT SIZE	48	50	52	54	56	58	60	62	66	68
A. CHEST	43-44	44-46	46-47	47-49	49-51	50-53	52-56	56-58	58-61	
B. WAIST	35-36	37-38	38-39	40-41	42-43	44-45	45-47	47-48	48-49	
C. HIP	43-44	45-46	46-47	48-49	49-50	51-52	52-54	55-56	58-59	
D. INSEAM	30-31	30-31	30-31	31-32	31-32	31-32	31-32	31-32	31-32	

PLEASE NOTE SHORT LEG AND LONG LEG OPTION AVAILABLE ON SELECTED STYLES

RST MENS SPORT APPAREL SIZE CHART (CM)

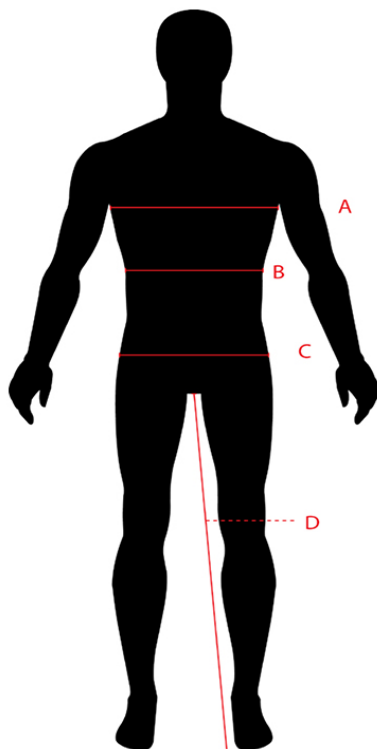
UK SIZE	38	40	42	44	46	48	50	52	54	
EU SIZE	48	50	52	54	56	58	60	62	64	
INTERNATIONAL SIZE	XS	S	M	L	XL	XXL	3XL	4XL	5XL	
UK PANT SIZE	28	30	32	34	36	38	40	42	44	46
EU PANT SIZE	48	50	52	54	56	58	60	62	66	68
A. CHEST	108-112	112-116	116-120	120-124	124-130	128-136	132-142	142-148	148-154	
B. WAIST	90-93	94-97	98-102	103-106	107-110	111-114	115-118	119-122	123-126	
C. HIP	109-112	113-116	117-120	121-125	125-128	129-132	133-136	140-143	147-150	
D. INSEAM	76-78	78-79	79-80	80-81	80-81	80-83	80-83	80-83	80-83	

PLEASE NOTE SHORT LEG AND LONG LEG OPTION AVAILABLE ON SELECTED STYLES

HOW TO MEASURE

A. CHEST	MEASURE AROUND THE FULLEST PART UNDER THE ARMPITS
B. WAIST	MEASURE AROUND THE NATURAL WAIST LINE, IN LINE WITH THE NAVEL
C. HIP	MEASURE AROUND THE FULLEST PART OF HIPS, APPROX 20CM BELOW WAISTLINE
D. INSEAM	MEASURE FROM CROTCH TO BOTTOM OF YOUR LEG

DISCLAIMER:	PLEASE NOTE THIS CHART IS A GUIDE ONLY. FOR SPECIFIC PRODUCT MEASUREMENTS PLEASE CONTACT YOUR LOCAL RST STOCKIST
-------------	---



RST MENS CLASSIC APPAREL SIZE CHART (INCHES)

UK SIZE	38	40	42	44	46	48	50	52	54
EU SIZE	48	50	52	54	56	58	60	62	64
INTERNATIONAL SIZE	XS	S	M	L	XL	XXL	3XL	4XL	5XL
US SIZE	38	40	42	44	46	48	50	52	54
US PANT SIZE	32	34	36	38	40	42	44	46	48
UK PANT SIZE	32	34	36	38	40	42	44	46	48
A. CHEST	N/A	44-45	45-46	47-48	49-50	50-51	52-53	N/A	N/A
B. WAIST	N/A	39-40	41-42	43-44	44-45	46-47	47-48	N/A	N/A
C. HIP	N/A	37-39	39-40	40-42	42-43	43-45	45-46	N/A	N/A
D. INSEAM	N/A	30-31	31-32	32-33	32-33	33-34	33-34	N/A	N/A

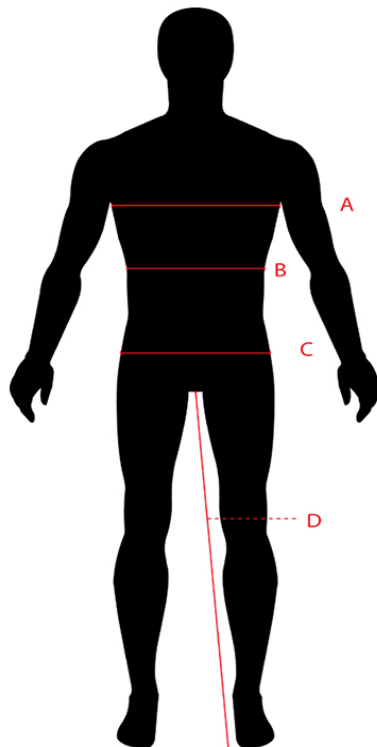
RST MENS CLASSIC APPAREL SIZE CHART (CM)

UK SIZE	38	40	42	44	46	48	50	52	54
EU SIZE	48	50	52	54	56	58	60	62	64
INTERNATIONAL SIZE	XS	S	M	L	XL	XXL	3XL	4XL	5XL
A. CHEST	N/A	112-114	114-118	120-121	124-126	128-130	132-134	N/A	N/A
B. WAIST	N/A	100-102	105-107	109-111	113-115	117-119	121-123	N/A	N/A
C. HIP	N/A	95-99	99-103	107-111	107-111	111-115	115-119	N/A	N/A

HOW TO MEASURE

A. CHEST	MEASURE AROUND THE FULLEST PART UNDER THE ARMPITS
B. WAIST	MEASURE AROUND THE NATURAL WAIST LINE, IN LINE WITH THE NAVEL
C. HIP	MEASURE AROUND THE FULLEST PART OF HIPS, APPROX 20CM BELOW WAISTLINE

DISCLAIMER:	PLEASE NOTE THIS CHART IS A GUIDE ONLY. FOR SPECIFIC PRODUCT MEASUREMENTS PLEASE CONTACT YOUR LOCAL RST STOCKIST
-------------	---



RST LADIES APPAREL SIZE CHART (INCHES)

UK SIZE	8	10	12	14	16	18	20	22
EU SIZE	48	50	52	54	56	58	60	62
INTERNATIONAL SIZE	XS	S	M	L	XL	XXL	3XL	4XL
US SIZE	2	4	6	8	10	12	14	16
US PANT SIZE	24	26	28	30	32	34	36	38
UK PANT SIZE	8	10	12	14	16	18	20	22
A. CHEST	40-42	42-44	45-46	47-49	49-51	52-54	54-56	57-58
B. WAIST	34-35	36-37	37-38	39-41	41-43	43-45	45-47	47-49
C. HIP	37-38	40-42	43-46	46-48	48-50	50-53	53-55	55-57
D. INSEAM	29-30	30-31	30-31	30-31	32-33	32-33	32-33	32-33

RST LADIES APPAREL SIZE CHART (CM)

UK SIZE	8	10	12	14	16	18	20	22
EU SIZE	48	50	52	54	56	58	60	62
INTERNATIONAL SIZE	XS	S	M	L	XL	XXL	3XL	4XL
US SIZE	2	4	6	8	10	12	14	16
UK PANT SIZE	8	10	12	14	16	18	20	22
EU PANT SIZE	36	38	40	42	44	46	48	50
A. CHEST	102-106	108-112	114-118	120-124	126-130	132-136	138-142	144-148
B. WAIST	85-88	90-93	95-98	100-103	105-108	110-113	115-118	120-126
C. HIP	94-98	102-106	110-116	116-122	122-128	128-134	134-140	140-146
D. INSEAM	74-75	75-77	76-80	76-80	81-83	81-83	81-83	81-83

HOW TO MEASURE

A. CHEST	MEASURE AROUND THE FULLEST PART UNDER THE ARMPITS
B. WAIST	MEASURE AROUND THE NATURAL WAIST LINE, IN LINE WITH THE NAVEL
C. HIP	MEASURE AROUND THE FULLEST PART OF HIPS, APPROX 20CM BELOW WAISTLINE
D. INSEAM	MEASURE FROM CROTCH TO BOTTOM OF YOUR LEG

DISCLAIMER:	PLEASE NOTE THIS CHART IS A GUIDE ONLY. FOR SPECIFIC PRODUCT MEASUREMENTS PLEASE CONTACT YOUR LOCAL RST STOCKIST
-------------	---

